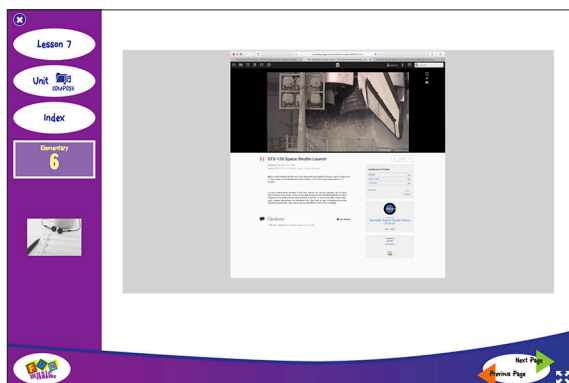


Grade 6 Lesson 7



COMPOSE

Students will choose a short public domain movie clip and import it into their software application.



In this lesson the students begin a composition project that will last them for the rest of this *COMPOSE* unit.

Today they need to choose a public domain video clip to create a soundtrack. This is also a good opportunity to discuss copyright and being respectful of other peoples' artistic work.

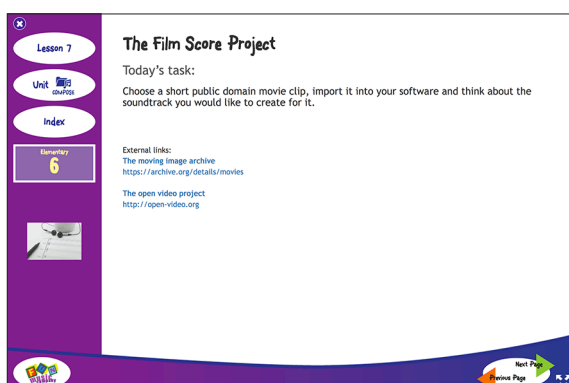
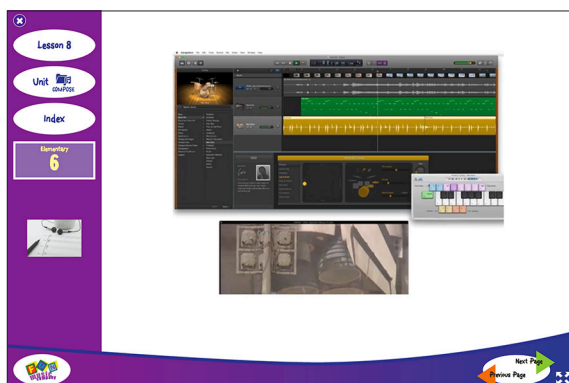
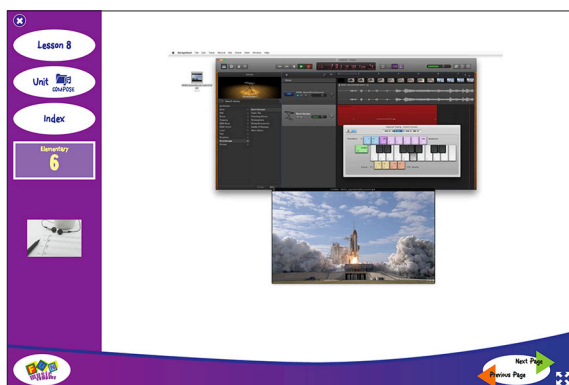
We have provided a number of links to public domain movie sources, including the moving image archive and the open video project.

We believe that most material on these sites is suitable and appropriate for school use, **but we cannot guarantee it.**

If you don't wish your children to go looking through public domain movie libraries during class, then spend the time yourself to search through and download suitable and appropriate movies to the school server and direct them to that collection.

Today all the students have to do is find their movie and import it into their software.

However if they have done that, then do encourage them to start playing with musical ideas, and discussing what sort of music they may wish to create for their movie.



On this page we have provided a few links for you to public domain movie sources.

The moving image archive
<http://archive.org/details/movies>

The open video project
<http://open-video.org>