

Music Theory Curriculum



20 Planned Lessons Using Worksheets and Materials from The Fun Music Company

Introduction

This Curriculum document is intended as a planning guide for teachers who are teaching music theory using Printable Music Theory Books and support materials from the Fun Music Company.

It is suitable for teachers who are teaching classroom music theory at Junior High School level. In some instances it may be suitable for upper elementary students, or for Adult beginners.





Click here for more information on the worksheet resources mentioned in this Curriculum:

[Printable Music Theory Books](#)





[Music Theory Fun Sheets](#)

[Package offer of everything needed for this Curriculum](#)







Lesson 1

<p>Concepts Covered:</p>	<p>Drawing Notes on Lines and notes on spaces: Drawing bars and double bar lines and learning their terminology: the musical terms- forte,piano,mezzo, mezzo forte, mezzo piano, fortissimo,crescendo, decrescendo or diminuendo</p>
<p>Comments:</p>	<p>Teach the elements of melody writing alongside the elements of rhythm writing. Eventually they will both come together</p>
<p>Printable Music Theory Books Worksheets</p> 	<p>Workbook Pages: Pitch: Page 4 : The Staff Rhythm: Page 28 - Measures and Barlines Terms and Signs: Page 38 Dynamic Terms and signs</p> 
<p>Fun Theory Worksheet</p> 	<p>Music Theory Fun Sheets: Level 1 Alpha Code Breaking. Beginning students will not know all of the symbols used on this sheet yet, but it exposes them to a variety of musical terms and signs and students can easily work out the code by matching the signs.</p> 

Lesson 2

<p>Concepts Covered:</p>	<p>Drawing the treble (G) Clef: Whole Notes, Half Notes Quarter Notes: Naming notes on the treble staff</p>
<p>Comments:</p>	<p>By This week, we are teaching lots of pitch elements to help get ready for a multiple choice test/quiz in week 4 which could go towards termly marks (there are 2 quizzes programmed for the term)</p>
<p>Printable Music Theory Books Worksheets</p> 	<p>Workbook Pages: PMTB1 Pitch: Page 5 : Treble Clef Pitch: Page 6 : Notes on the Treble Clef PMTB1 Rhythm: Page 29: Whole Notes, half Notes and Quarter Notes</p> 
<p>Fun Theory Worksheet</p> 	<p>Music Theory Fun Sheets: Treasure Island Rhythm Level 1: Suggestion work through it together on the whiteboard during class or watch video presentation (http://www.funmusicco.com/treasure-island-games-explained.html) so that students get the idea. This will be a challenge at first, but students love the challenge and fun elements.</p> 

Lesson 3



<p>Concepts Covered:</p>	<p>Drawing the Bass Clef, Naming notes on the bass clef staff, drawing natural signs, drawing sharps and flats signs</p>
<p>Comments:</p>	<p>This lesson is note quite in sequence with the book to ensure all concepts covered in quiz #1 have already been learned in the classroom.</p>
<p>Printable Music Theory Books Worksheets</p> 	<p>Workbook Pages Pitch: Page 7: The Bass Clef Pitch: Page 8: Notes on the Bass Clef Pitch: Page 13: Accidentals Pitch: Page 12: Sharps and Flats</p> <div style="display: flex; justify-content: space-around;">     </div> <p>Quiz/Assessment Multiple Choice Quiz#1- Suggestion: do quiz after completing Today's pitch lessons. This would make a great HW sheet.</p> 

Fun Theory Worksheet



Emergency Pack : Find a word level 1 http://www.funmusicco.com/private/ipml_package/bonus/musiclessonemergencypack.pdf - gives extension students exposure to loads of different terms and signs. Requires little or no explanation. You could also ask the students to pick 5 terms look up what they are on the internet and write a short paragraph about each.

Lesson 4

<p>Concepts Covered:</p>	<p>Revision of weeks 1-3 covered in Theory Assessment 1: naming and writing leger line notes : naming the notes on a grand staff and drawing the brace to hold the grand staff together</p>
<p>Comments:</p>	<p>Not much work has been done on the rhythm and terms and signs components so that students have a good grasp of the requirements for theory assesment 1</p>
<p>Printable Music Theory Books Worksheets</p> 	<p>Workbook Pages Pitch Page 9: Notes on the Grand Staff Pitch: Page 10: Ledger Lines</p> <div data-bbox="475 1164 965 1523"> </div> <p>Quiz/Assessment Theory Assesment 1- Suggestion: You could do this first in the lesson if you want to make it count for marks and practice test skills to contribute towards the end of term marks. There are twelve questions and marking is layed out on the paper to make it easier for teachers to asses. Everything students need to know for the assesment has already been covered in weeks 1-3</p> 

Fun Theory Worksheet



Bugs/ Symbols Level 1: This gives exposure to how different rhythms look. It's a match the rhythm activity, students don't have to name all the note values. Suggestion You may want to start this off or do the whole worksheet as a whole class activity. Some students may get a little bit confused about how the instructions work at first, but once they get it, they'll love it!

Bugs/Symbols Level 1 Sheet 1

Circle the first two symbols in each row and copy them in a box. Repeat in rows 2-4. There are six different symbols on the other lines so which ones you copy will get chosen as the first two. For each group, I can award you the first 2. The remaining notes in each row are for you to copy.

Write the correct name for 'Tur Eats'

Circle out the six notes that the following symbols:

- Quarter
- Quarter Rest
- Quarter Note
- Quarter Rest

Write the correct name for 'Tur Eats'?

© 2009 The Music Creator Date: / /

Lesson 5

<p>Concepts Covered:</p>	<p>Matching notes to the piano/ keyboard to the notes on a staff: identifying and drawing eighth notes and sixteenth notes: Terms- presto Allegro, Andante, Moderato, Adagio</p>
<p>Printable Music Theory Books Worksheets</p>	<p>Workbook Pages:</p> <p>Pitch: Page 11: The Piano Keyboard Rhythm: Page 30 -Eighth Notes and Sixteenth Notes Terms and Signs: Page 39 Italian terms and Speed</p>

Fun Theory Worksheet



Musical Terms For the Digital Age: Level 1, Sheet 1 (the only term we have not covered on this sheet in theory is staccato, but it's pretty easy to see this answer on the sheet

Musical Terms for the Digital Age Level 1 sheet!
 Fill in the gaps of these Music Expressions words and their meanings using the numbers and letters on a mobile phone keypad. Then copy the letter in the circle into the matching space at the bottom of the page to find the answer to the multiple choice question.

What city opera house does the "Phantom of the Opera" reside?

Fill in the blank then transfer the circled letter to its place below

Adagio : Very fast
 7 7 3 7 8 6

ANDANTE: At an easy _____ pace
 9 2 5 5 4 6 4

ACCELERANDO: Gradually becoming _____
 3 2 7 8 3 7

ALLEGRO: _____ & fast
 5 4 8 3 5 9

STACCATO: Detached _____
 7 4 8 7 8

What city opera house does the "Phantom of the Opera" reside?

© 2008 Fun Music Company Sheet 1

Lesson 6

Concepts Covered:	Tones (whole steps) & Semitones(Half steps)
Comments:	Since the concepts in this quiz have only been learned in today's lesson, This Multiple choice quiz could be used as a HW sheet- to revise concepts taught in today's lesson or you could give it as a mini test next week.

Printable Music Theory Books Worksheets



Workbook Pages:

Pitch: Page 14 Half Steps

Pitch: Page 15 Whole Steps

Pitch: page 16 Whole Steps and Half Steps

Fun Theory Worksheet



Treasure Island: Melody Level 3: Identifying semitone/half steps in a melody

Lesson 7

<p>Concepts Covered:</p>	<p>Identifying the distance between two notes as a number, melodic intervals, harmonic intervals,</p>
<p>Comments:</p>	<p>We've taught the intervals concept this week which is a different order to the book as it is needed for the theory Assessment #2</p>

Printable Music Theory Books Worksheets



Workbook Pages:
 Pitch: Page 24 Intervals
 Pitch: Page 25 More Intervals

Intervals

Identify the following intervals:

Label each interval: _____

Write the number of the interval: _____

Write the name of the interval: _____

More Intervals

Write the number of the interval:

Write the name of the interval: _____

Fun Theory Worksheet



Treasure Island Games: Intervals level 1: Naming intervals and notes

TREASURE ISLAND CLUES (INTERVALS LEVEL 1)

Write the number of the direction, then write the name of the interval:

Write the name of the interval: _____


TREASURE ISLAND LETTERS (INTERVALS LEVELS 1 TO 4)

Search for the letters for your answer.

Lesson 8

<p>Concepts Covered:</p>	<p>Revision of all known concepts so far</p>
---------------------------------	--

Printable Music Theory Books Worksheets



Workbook Pages
Pitch Page 17 Major Scales

The Scale

NAME _____ DATE _____

Write the notes of the C Major scale on the staff below.

The Major Scale

Write the notes of the C Major scale on the staff below.

Write the notes of the G Major scale on the staff below.

Write the notes of the D Major scale on the staff below.

Write the notes of the A Major scale on the staff below.

Write the notes of the E Major scale on the staff below.

Quiz/Assessment

Theory Assessment 2 (should take approx 15-20mins class time to complete)

Level 1 Theory Assessment #2

Write the notes of the C Major scale on the staff below.

Write the notes of the G Major scale on the staff below.

Write the notes of the D Major scale on the staff below.

Write the notes of the A Major scale on the staff below.

Write the notes of the E Major scale on the staff below.

Fun Theory Worksheet



Bat Trails: Level 1 Sheet 1 (could do this together in class) Bat Trails: Level 1 sheet 2: possible HW sheet. No real knowledge is needed in these sheets it just exposes students to a whole range of musical symbols, the main interest is the cool trail they need to get used to following in order to reveal the mystery trivia question- this is why we suggest to do one as a class demonstration first

BAT TRAILS
Music Symbols (Symbol Clues) Level 1, Sheet 1

Use numbered clue trails at bottom of this sheet and follow the sequence of music symbols, starting from the starting clue number. You can only move in single steps up, down, and left and right, no diagonals. With each clue you may choose to follow it to the edge of the grid. Write down the answer to the question as you go. These clues combine to spell the answer to the mystery trivia question. To follow each clue path, students will use both black and white paper.

1 2 3 4 5 6 7 8 9 10 11 12 13 14 15 16 17 18 19 20 21 22 23 24 25 26 27 28 29 30 31 32 33 34 35 36 37 38 39 40 41 42 43 44 45 46 47 48 49 50 51 52 53 54 55 56 57 58 59 60 61 62 63 64 65 66 67 68 69 70 71 72 73 74 75 76 77 78 79 80 81 82 83 84 85 86 87 88 89 90 91 92 93 94 95 96 97 98 99 100

What is the world's smallest instrument?

Lesson 9

Concepts Covered:

Writing and recognising the C Major scale, understanding 4/4, 3/4 and 2/4 time signatures, how to recognise and draw whole and half note rests, terms and signs: repeats, DC, Fine, DS and Segno

Printable Music Theory Books Worksheets



Workbook Pages:

Pitch : Page 18 C Major Scale

Rhythm: Page 31 Time signatures

Rhythm: Page 32 Whole and Half Rests

Terms and Signs: Page 40: Repeats and Da capo terms

Fun Theory Worksheet






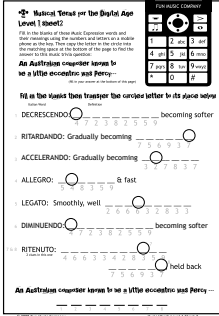
Alpha Code: level 1 Sheet 2 Use the symbols to reveal the special code

Code Breakers: Use music symbols representing letters. Level 1 Sheet 2





Decode the music with questions and answers using the key on right.

A	♩
B	♪
C	♫
D	♬
E	♭
F	♮
G	♯
H	♩
I	♪
J	♫
K	♬
L	♭
M	♮
N	♯
O	♩
P	♪
Q	♫
R	♬
S	♭
T	♮
U	♯
V	♩
W	♪
X	♫
Y	♬
Z	♭






Lesson 10

<p>Concepts Covered:</p>	<p>Identifying the tonic of a scale and writing scale degree numbers under a melody: drawing and understanding about quarter rests: terms and signs: Allegretto, Lento, Cantabile, Poco, Poco crescendo, poco a poco plus understanding known terms so far</p>
<p>Printable Music Theory Books Worksheets</p> 	<p>Workbook Pages: Pitch Page 23 The Tonic Note and Scale Degree Numbers Rhythm: Page 33 Quarter rests Terms and Signs: Page 41 More Italian Terms and Signs</p> 
<p>Fun Theory Worksheet</p> 	<p>Musical Terms for the digital age: Level 1 Sheet 2 revision of known terms</p> 
<p>Game Ideas:</p>	<p>Use Flashcards that come with the Musical terms for the digital age set to do a "shoot out" where you divide the class into two teams - show the flashcard and the first person to call out the answer first gets a point for their team</p>




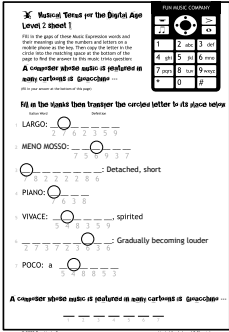
Lesson 11

<p>Concepts Covered:</p>	<p>Drawing where the accidentals on a key signature go, writing and understanding the G Major Scale, understanding what dotted notes mean, slurs and ties understanding</p>
<p>Printable Music Theory Books Worksheets</p> 	<p>Workbook Pages: Pitch: Page 19 Key Signatures Rhythm: Page 35 Dotted Notes Terms and Signs: Page 42 Slurs and Ties</p> 
<p>Fun Theory Worksheet</p> 	<p>Fun Theory Music Worksheet: Treasure Island Games Melody Level 1- concentrates on revising about slurs and ties</p> 



Lesson 12

<p>Concepts Covered:</p>	<p>Revision of known concepts and understanding how to write G Major Scale and the pattern of notes</p>	
<p>Printable Music Theory Books Worksheets</p> 	<p>Workbook Pages Pitch: Page 20 G Major Scale</p>  <p>Quiz/Assessment Multiple Choice Quiz #3: Knowledge of key signatures, intervals, note values and note naming is needed for this quiz. Would make a quick in class quiz at the beginning of the lesson all work is already known (should take approx 10-15mins)</p> 	
<p>Fun Theory Worksheet</p> 	<p>Treasure Island Games: Rhythm level 1 - this is simple, but includes dotted notes so we had to wait to cover the concept last week before doing it</p> 	




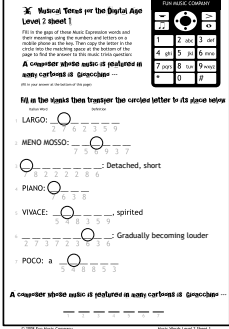
Lesson 13

<p>Concepts Covered:</p>	<p>Writing F Major scale and Understanding of key sig and pattern: Drawing and identifying eighth and sixteenth note rests, legato and staccato</p>
<p>Printable Music Theory Books Worksheets</p> 	<p>Workbook Pages: Pitch: Page 21 F Major Scale Rhythm: Page 34 Eighth and Sixteenth Rests Terms and Signs: Page 43 Legato and Staccato</p> 
<p>Fun Theory Worksheet</p> 	<p>Musical terms for the Digital age: Level 2 Sheet 1: revision of known concepts</p> 
<p>Game Ideas:</p>	<p>Scale time trials: Time each student making the F Major Scale (or C or G Major) and see who's the quickest in the class!</p>





Lesson 14

<p>Concepts Covered:</p>	<p>Understanding writing, pattern and key sig of D Major scale, time signatures, ostinato and revision of other known terms and signs</p>
<p>Printable Music Theory Books Worksheets</p> 	<p>Workbook Pages: Pitch: Page 22 The D Major Scale Rhythm: Page 36 Completing Measures with rests Terms and Signs: Page 44 Ostinato</p> <div style="display: flex; justify-content: space-around;"> <div data-bbox="555 584 821 972"> <p>The Key of D Major</p> <p>Write the notes of the D major scale on a treble clef staff.</p> <p>Draw the notes of the D major scale on a bass clef staff.</p> <p>Write the notes of the D major scale on a grand staff.</p> <p>Write the notes of the D major scale on a grand staff.</p> <p>Identifying the Key</p> <p>Write the notes of the D major scale on a grand staff.</p> </div> <div data-bbox="821 584 1088 972"> <p>Completing Measures with Rests</p> <p>Write the notes of the D major scale on a treble clef staff.</p> <p>Write the notes of the D major scale on a bass clef staff.</p> <p>Write the notes of the D major scale on a grand staff.</p> <p>Write the notes of the D major scale on a grand staff.</p> <p>Adding Barlines</p> <p>Write the notes of the D major scale on a grand staff.</p> </div> <div data-bbox="1088 584 1364 972"> <p>Ostinato</p> <p>Write the notes of the D major scale on a treble clef staff.</p> <p>Write the notes of the D major scale on a bass clef staff.</p> <p>Write the notes of the D major scale on a grand staff.</p> <p>Write the notes of the D major scale on a grand staff.</p> </div> </div> <p>Quiz/Assessment Multiple Choice Quiz #4</p> 





Lesson 15

<p>Concepts Covered:</p>	<p>Building and naming tonic triads in the key of C, G,F and D Major: Tips and tricks for writing a short rhythmic composition: Today is the Finish Book 1 PMTB</p>
<p>Comments:</p>	<p>These next weeks ahead are revision of known concepts. You could support the work done by adding additional worksheets from examination booklets which are local to your area to help with extra revision in these next weeks ahead if needed or you could revise PMTB worksheets and even re-do if needed</p>
<p>Printable Music Theory Books Worksheets</p> 	<p>Workbook Pages: Pitch: Page 26 Tonic Triads Pitch: Page 27 Arpeggios Rhythm: Page 37 Rhythmic Composition</p> 
<p>Fun Theory Worksheet</p> 	<p>Musical terms for the Digital Age: Level 2: Sheet 1</p> 
<p>Game Ideas:</p>	<p>Tonic Triads Race: Divide class into two teams and score a point for the fastest team to build a tonic triad of C, F, G or D Major.</p>




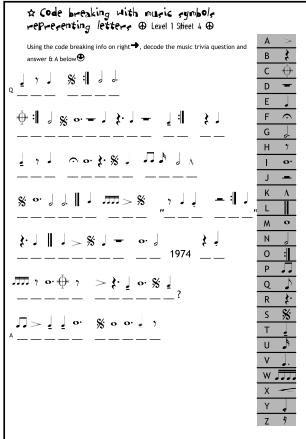
Lesson 16

<p>Concepts Covered:</p>	<p>Start PMTB 2 Revision of notes in treble and bass including ledger lines; Revision of whole notes, half notes, quarter notes, eighth notes, sixteenth notes,</p>
<p>Comments:</p>	<p>If you are planning to complete two books with your classes for the semester, feel free to start on this book here if you wish to keep your classes working.</p>
<p>Printable Music Theory Books Worksheets</p> 	<p>Workbook Pages: PMTB2 : Page 4 Notes in the treble and Bass and ledger lines PMTB2 : Page 54 Correct drawing of stems PMTB2 : Page 34 Note Values PMTB2 : Page 54 Correct drawing of stems</p> <p>Assessment PMTB1: Theory Assessment 3- these assessments make great revision for Exam and can be done as a class test or HW sheet (each assessment is approx 15- 20mins)</p> 
<p>Fun Theory Worksheet</p> 	<p>Treasure Island Games: Intervals level 2 (this is an extension worksheet and will need some guidance as it uses a few questions in key signature of 3 sharps and flats)</p> 
<p>Game Ideas:</p>	<p>General Note race: Divide Class into two teams - Including notes in treble and in bass clef</p>

Lesson 17

<p>Concepts Covered:</p>	<p>Number and perfect intervals, whole rest, half rest - sixteenth rest, terms to describe tempo of a piece of music inc largo- presto and accelerando, ritenuto etc</p>
<p>Comments:</p>	
<p>Printable Music Theory Books Worksheets</p> 	<p>Workbook Pages: PMTB2 : Page 5 Intervals PMTB2: Page 35 Rest Values PMTB 2: Page 50 Italian terms for tempi</p> <p>Assessment PMTB1: Theory Assesment 4</p> 
<p>Fun Theory Worksheet</p> 	<p>Musical Symbol Code Breakers- Bug Symbols level 2</p> 
<p>Game Ideas:</p>	<p>Known Italian terms and signs "shoot out". Divide the class into two teams and the fastest read out the meaning and the fastest answer scores a point</p>



Lesson 18

<p>Concepts Covered:</p>	<p>Identifying a writing a perfect fifth,</p>	
<p>Printable Music Theory Books Worksheets</p> 	<p>PMTB 2: Page 6 Perfect 5th's PMTB 2: Page 36: Dotted notes PMTB 2: Page 55 Beaming Notes and Note Spacing</p> <p>Assessment: Theory Assessment 5</p> 	
<p>Fun Theory Worksheet</p> 	<p>Musical Symbol Code Breakers : level 1 sheet 4</p> 	

Lesson 19

Concepts Covered:	Revision of all known Concepts inc pitch, rythm, scales, intervals, arpeggios general terms and signs										
Comments:	Remember that this is a flexible time schedule here- feel free to change around where you choose to do section assesments and Examination depending on when your reports are due										
Printable Music Theory Books Worksheets	<p>Assessment: PMTB Level One Examination</p> <div data-bbox="608 678 1358 1673" style="border: 1px solid black; padding: 20px;"><p style="text-align: center;">Level One Theory</p><p style="text-align: center;">Date: _____</p> <p>Name: _____</p><p>Class: _____</p> <div data-bbox="684 1158 1275 1570" style="border: 1px solid black; padding: 10px;"><p><i>Examiners Use only</i></p><table data-bbox="724 1193 1007 1350"><tr><td>Section 1 - Multiple Choice</td><td style="text-align: right;">/20</td></tr><tr><td>Section 2 - Scales</td><td style="text-align: right;">/20</td></tr><tr><td>Section 3 - Rhythm</td><td style="text-align: right;">/30</td></tr><tr><td>Section 4 - General Knowledge</td><td style="text-align: right;">/30</td></tr><tr><td>Total Marks</td><td style="text-align: right;">/100</td></tr></table><p>Comments:</p></div><p style="text-align: center; font-size: small;">Printable Music Theory Books Level One Copyright 2009 The Fun Music Company Reproducible if current license held at www.funmusicco.com</p></div>	Section 1 - Multiple Choice	/20	Section 2 - Scales	/20	Section 3 - Rhythm	/30	Section 4 - General Knowledge	/30	Total Marks	/100
Section 1 - Multiple Choice	/20										
Section 2 - Scales	/20										
Section 3 - Rhythm	/30										
Section 4 - General Knowledge	/30										
Total Marks	/100										

Lesson 20

<p>Concepts Covered:</p>	<p>Explaining and understandg in the circle of fifths, understanding the two nubers in a time signature, 12 new musical terms inc legato and staccato</p>	
<p>Printable Music Theory Books Worksheets</p> 	<p>PMTB2: Page 7, 8, 9 Keys and the circle of fifths</p> <p>PMTB2: Pge 37 Time Signatures</p> <p>PMTB2:Page 51 Italian terms for Musical techniques</p>	
<p>Fun Theory Worksheet</p> 	<p>Treasure Island games: Scales level 1</p>	